

The CHANNELS

newsletter

FALL 2024


President's Perspective

We all have seen an increase in crime in Lake County, and the Keys is no exception.

At our last board meeting, we formed a committee to investigate providing a security camera at each street intersection in the Keys. Over the course of two years, we tested a wireless solar-powered camera at the intersection of Keys and Everglade. Based on this test, we recommend the Allweviee Solar Security camera from Amazon Prime for \$49.99 and free shipping. (Currently, there is a \$10 off coupon lowering the price to \$39.99). Almost 50 cameras are already installed by various homeowners in the Keys, and they have had no issues. In my opinion, this is better than my ring camera.

The camera is solar powered eliminating the need for electrical hookup. It links to your secure wireless internet, so no monthly camera fee. The security level is adjustable, and you can have a high-frequency sound and a flashing light if you want it. It automatically notifies you on your phone when motion is detected (you can turn this feature off.) Adding a memory card (\$8.00) allows recording for 90 days. There are too many additional functions to mention in this brief article. I would urge every homeowner in the Keys to purchase one for your home.

If you have a chance, take a look at three cameras installed at the intersection of Keys and Everglade. (A big thank you to Kirk Carpenter from Weed Tec Pro for donating the cameras and the installation.) The Lake County Sheriff's Department was impressed with the system, and even asked where they could purchase them.



For more information contact the Keys POA email account info.keyspoa@gmail.com or contact Ed Legan at 702-497-8938 or Kirk Carpenter, Weed Tec Pro at 707-295-9092

Amazon.com : Allweviee Solar Security Cameras Wireless Outdoor, 2K 3MP Pan Tilt 355° View IP65 Waterproof Rechargeable Battery Powered PTZ WiFi Camera with PIR, Color Night Vision, 2-Way Talk, Cloud/SD : Electronics



Ed Legan
President

Neighborhood Watch

It has been a very busy last couple of months.

- Keys Blvd – A break-in on Keys Blvd, Owner arrived and found that someone had been in the house and did not stay in the house that night. The next morning found out that the burglar had returned during the night and took additional property. The owner did file a Sheriff Report.
- Keys Blvd – Report of the Sheriff removing squatters from a house, which has been vacant for several years. Reviewing the Sheriff Arrest Log, I was unable to find any arrests from this area.
- Venus Village – Someone stole gas from his pickup truck, boat, and lawnmower. The lawnmower was in the back yard, the PU and boat were near the street.
- Venus Village – I got a call about a Motorhome with the door open and they had not seen anyone at the house for some time. I contacted the owner and her son was going to come by the house and check it in a few days. The next day I drove by to check it out again. Front door of house was now open, and the RV door was closed. I contacted the owner again.
- Everglade Blvd between Spinnaker and Surf – A bear was sighted by several different people walking along the yards on the West side of Everglade. A Neighborhood Watch Security Notice was sent out.
- North End of Spinnaker – I got a call from a residence in the area, saying that a silver SUV with 3 women and a baby were driving back and forth on the street, then walking up to houses. I drove by about a ½ hour later and was unable to locate the SUV.
- Island Circle – Garage and house were broken into, nothing taken except a Golf Cart that was abandoned on Ebbtide Village at around 4:30 am with some damage to the right side. Two people were seen walking on Ebbtide Village heading towards Keys Blvd at that time. The Golf Cart was returned to the owner, and I suggested that an online Sheriff Report be made.
- A loaded pistol was found near the Welcome to the Keys sign and turned into the CHP.
- A hatchet was found in the Keys Club front parking lot.
- So far this summer, we have had 5 bear sightings throughout the Keys. The most recent was Friday morning on Island Circle, then it swam across the channel and onto Blue Heron Ct. and was also seen on Shoreview Dr. Normally in the Keys we have 0 to 2 bear sightings in the entire year.
- We have a new Block Captain, Marcy Miller for Keys Blvd from Highway 20 to Everglade.

A couple of weeks ago, driving home after dark, I noticed a house where I knew that the residences were out of town for a few weeks and yet the house looked lived in. This got me thinking about what people can do to their houses look lived even if they are not there. In many cases it is not hard to tell which houses are not occupied on a regular basis. Burglars will also notice this, so below are some suggestions to help make your house look less unoccupied.

- Have some interior lights on timers so that different rooms light up at different times.
- Use some solar lights outside so your yard looks like someone is around.

- Have motion lights in the driveway or near the front or back doors.
- If possible, add cameras or even fake cameras are better than nothing.
- Keep your landscaping neat so it looks like someone cares about the yard.
- Ask a neighbor to remove flyers and door hangers that get put on your front door and to pickup things like phone books that get left in your driveway, these are a sign for burglars that nobody is home.
- If you have to leave your garbage can out when you leave for several days, ask a neighbor to bring it back in after the garbage is picked up.
- If possible, ask a neighbor to sometimes park in your driveway, this makes it look like someone is home.
- Next time you are here, stand back in the street and look at your house. Does it look unoccupied? What you see is what a burglar will see. You have to think like a burglar!

In the over 7 years that I have been running the Neighborhood Watch Program in the Keys, almost every house that has had things stolen has looked unoccupied.

So, keep your eyes open and let's keep the neighborhood safe.

Mike Herman
Neighborhood Watch/Chair

Clear Lake Oaks Keys History

by Mike Herman

The Keys was built in 7 Phases, called Units starting in 1962 and sold as empty lots for owners to build their own house on, or to developers that built house and resold them. Prices for a lot, house and dock were \$12,900 for a townhouse (attached homes) to \$17,950 for a 2 bedroom house. The Keys was built to be mostly vacation, second homes or retirement homes, and land or land with houses already on them was advertised in the Bay Area newspapers.

Recently I received many old pictures and advertising from the very early days of the Keys that I will share with you over the next several Newsletters. Hopefully many of you will find them interesting, and some of them show old boats from the 1950's and 1960's. Perhaps you will see our own house.

I hope you enjoy them.


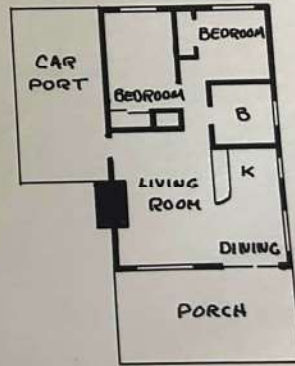
Below are 2 of the houses that an owner could choose to have built on their new lot.



MODEL 864

Exposed beam ceiling
 Sliding glass doors onto 12' x 24' covered deck overlooking canal with your own **boat dock**
 P.C.&E. Gold Medallion wiring
 Hotpoint drop-in range
 Garbage disposal
 Full insulation
 All copper plumbing

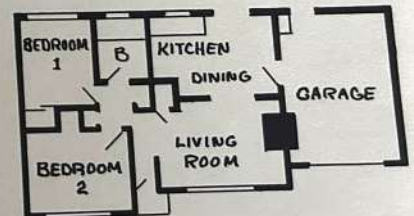
CLEAR LAKE KEYS
 Clearlake Oaks, California
 Phone Clearlake Oaks 3391 or write
 P. O. Box 597 for additional details



MODEL 874

Heat pump vented into each room for air-conditioning
 Enclosed garage
 Sliding glass door to back yard patio area overlooking canal with your own **boat dock**
 Fireplace
 Electric stove
 Birch cabinets in the kitchen
 Dining area separate from living room

CLEAR LAKE KEYS
 Clearlake Oaks, California
 Phone Clearlake Oaks 3391 or write
 P. O. Box 597 for additional details



Feral Cats



Did you know in 2020 Lake County Animal Control reported over 400 feral cats live in the Keys alone? The California Department of Food and Agriculture (CDFA) has awarded over \$300,000 from the Pet Lover's License Plate program to help stop pet overpopulation by providing spay and neuter service. The Pet Lover's License Plate Grant Program is funded with proceeds generated through the sale of specialized license plates through the California Department of Motor Vehicles (DMV).

You can help support the Pet Lover's License Plate program by purchasing a special interest license plate at your local DMV office or online today.

If you are interested in starting a Keys Free Feral Cat program with a handful of interested neighbors, please reach out and we can work on a solution. Email the CLO Keys POA at info.keyspoa@gmail.com today. If you are interested in a donation to the neighbors catching, spay/neutering our cats at their expense, and also offering vet care and food to feral cat owners, please contact us.

Another way you can be involved is check off Animal Homelessness & Cruelty Fun CA Personal Income Tax Return Contributions – Line 431 with your donation.

KTK group - Kayaking the Keys is ready to restart.

We are a small, informal group of Keys ladies that like to casually paddle our neighborhood getting exercise, socializing, doing photography and with Donna along, we always are bird watching and contributing to citizen science.. Everyone is welcome.

If you are interested in joining the eMail/call list we will send out a notice of when and where we are thinking of going out and "pick" you up on the way. Weather will always be a consideration.

Contact Pam at suprzoopr@aol.com and 916-501.7126.

Photo taken by DM kayaking and is an immature Green Heron fledged from its nest in the Keys.



Lake County Land Trust

California Department of Fish and Wildlife Grant Awarded LAKE COUNTY, Calif. — The Lake County Land Trust has received the approval of a \$975,000 grant from the California Department of Fish and Wildlife to purchase a large parcel just east of the Clear Lake Keys subdivision in Clear Lake Oaks.

In 2023, the Lake County Land Trust discovered the “Wetlands Ranch,” an 85-acre interior wetland adjacent to the Clear Lake Keys east channel.

This area is rich in wildlife habitat, including a mixed rookery of great blue herons, cormorants and egrets.



Sunset Over the Marsh



White Pelicans & Canada Geese

The discovery was brought to the Land Trust’s attention by residents of the Keys, who have a history of collaborating with the Blue Ribbon Committee on restoration projects in Lake County.

The project team, working on a multi-phase initiative in the Keys, introduced the Land Trust to HANA Resources, a full-service environmental consulting firm dedicated to enhancing threatened habitats, strengthening local ecosystems and improving the quality of life for Clear Lake Keys residents.

The team includes Donna Mackiewicz of Redbud Audubon, Chris DiVittorio of Pinecrest Research Corp., Christine Schneider of Native Sage Consulting, and Roberta Lyons of the Land Trust.

Future restoration plans for the Wetland Ranch include removing an improperly constructed stormwater diversion ditch that has disrupted the natural drainage of the wetland.

The Land Trust will partner with HANA to acquire the property using the grant funds recently awarded by the California Department of Fish and Wildlife.

HOW TO PREPARE YOUR HOME FOR WILDFIRES

WILDFIRE RISK REDUCTION STEPS THAT CAN MAKE YOUR HOME SAFER DURING A WILDFIRE



■ VEGETATION MANAGEMENT

1. HOME IGNITION ZONES

To increase your home's chance of surviving a wildfire, choose fire-resistant building materials and limit the amount of flammable vegetation in the three home ignition zones. The zones include the **Immediate Zone**: (0 to 5 feet around the house), the **Intermediate Zone** (5 to 30 feet), and the **Extended Zone** (30 to 100 feet).

2. LANDSCAPING AND MAINTENANCE

To reduce ember ignitions and fire spread, trim branches that overhang the home, porch, and deck and prune branches of large trees up to 6 to 10 feet (depending on their height) from the ground. Remove plants containing resins, oils, and waxes. Use crushed stone or gravel instead of flammable mulches in the **Immediate Zone** (0 to 5 feet around the house). Keep your landscape in good condition.

■ FIRE RESISTIVE CONSTRUCTION

3. ROOFING AND VENTS

Class A fire-rated roofing products, such as composite shingles, metal, concrete, and clay tiles, offer the best protection. Inspect shingles or roof tiles and replace or repair those that are loose or missing to prevent ember penetration. Box in eaves, but provide ventilation to prevent condensation and mildew. Roof and attic vents should be screened to prevent ember entry.

4. DECKS AND PORCHES

Never store flammable materials underneath decks or porches. Remove dead vegetation and debris from under decks and porches and between deck board joints.

5. SIDING AND WINDOWS

Embers can collect in small nooks and crannies and ignite combustible materials; radiant heat from flames can crack windows. Use fire-resistant siding such as brick, fiber-cement, plaster, or stucco, and use dual-pane tempered glass windows.

■ BE PREPARED

6. EMERGENCY RESPONDER ACCESS

Ensure your home and neighborhood have legible and clearly marked street names and numbers. Driveways should be at least 12 feet wide with a vertical clearance of 15 feet for emergency vehicle access.

- Develop, discuss, and practice an emergency action plan with everyone in your home. Include details for handling pets, large animals, and livestock.
- Know two ways out of your neighborhood and have a predesignated meeting place.
- Always evacuate if you feel it's unsafe to stay—don't wait to receive an emergency notification if you feel threatened from the fire.
- Conduct an annual insurance policy checkup to adjust for local building costs, codes, and new renovations.
- Create or update a home inventory to help settle claims faster.



**TALK TO YOUR LOCAL FORESTRY AGENCY
OR FIRE DEPARTMENT TO LEARN MORE
ABOUT THE SPECIFIC WILDFIRE RISK
WHERE YOU LIVE.**



FIREWISE USA®
RESIDENTS REDUCING WILDFIRE RISKS

VISIT [FIREWISE.ORG](https://www.firewise.org) FOR MORE DETAILS

Firewise® is a program of the National Fire Protection Association. This publication was produced in cooperation with the USDA Forest Service, US Department of the Interior, and the National Association of State Foresters. NFPA is an equal opportunity provider. Firewise® and Firewise USA® are registered trademarks of the National Fire Protection Association, Quincy, MA 02169.

Order a Reducing Wildfire Risks in the Home Ignition Zone checklist/poster at [Firewise.org](https://www.firewise.org)

2024 POA Calendar of Events

Nov 12 Board of Directors Business Meeting
5:00 PM (3rd Tuesday)
In Person & Zoom Meeting**

Nov 16 GENERAL MEMBERSHIP Meeting
5:00 PM (3rd Saturday)
Please plan to attend. We need a quorum to conduct business.
In Person & Zoom Meeting**

****To register for a *Zoom Meeting* -
send an email to info.keyspoa@gmail.com**

What is the POA?

All property owners are members of the POA and the annual dues are ***mandatory***. The Board and its activities are all run by volunteers.

On behalf of ALL property owners, the POA handles the Neighborhood Watch Program, canal restoration, as well as algae and weed removal from the canals and CC&R enforcement of weeds and general trash/junk abatement of the properties.



Keys Club Corner

The Keys Club offers many activities for its members and guests. All POA members are eligible for Keys Club membership -if you are interested in joining, contact Debbie Ness 925-437-5217. Check our website clokeysclub.com

October Activities –

Oct 17 October Dinner 5:00 pm

Oct 21 Keys Club Business Meeting 11:00 am

November Activities –

Nov 14 Thanksgiving Dinner 5:00 pm

Nov 18 Keys Club Business Meeting 11:00 am

December Activities –

Dec 12 Christmas Dinner 5:00 pm

Dec 31 New Year's Eve
Food, Dancing

What is the Keys Club?

The Keys Club is a ***voluntary*** group, open to all property owners in the Clear Lake Keys. Dues are paid annually, if you choose to join the Keys Club. It is a ***social*** organization with a clubhouse for weekly events and special celebrations, in addition there is a bar, pool, and storage facilities for rent. The Board and the activities are all run by volunteers.

**THE CLEAR LAKE KEYS
PROPERTY OWNERS ASSOCIATION (POA)**

PO Box 1329, Clearlake Oaks, CA 95423
Web: www.clearlakekeyspoa.com Email: info.keyspoa@gmail.com

POA BOARD OF DIRECTORS

President:	Ed Legan	702-497-8938	Director:	Tom Miller	707-322-3244
	bassn@mchsi.com		Director:	Ernie Vasherese	415-971-3130
Vice President:	Don Whittier.....	707-217-1056	Director:	Bruce Last	925-935-3201
Secretary:	Kirk Carpenter	707-295-9092			
Treasurer:	Corkey Barnes	831-594-8667			

COMMITTEE CHAIRS

Membership/Assessment Management
PMI Oakland
Stephen Anjani
510.255.1103
info@pmioakland.com
https://
www.oaklandassociationmanagement.com/

Abatement

Kirk Carpenter
707-295-9092
kirk@weedtech.pro

Neighborhood Watch

Mike Herman
(707)486-2717
Michael_I_herman@msn.com

Architectural

ErnieVasherese
415-971-3130
ernievash@yahoo.vom

EaRTH: representative needed
FireWise: Pamela Kicenski
Newsletter: Judy Bligh
Webmaster John Zimmerman

Admiral
Bob Tyler bobtylercrlakelocalbass

NEIGHBORHOOD WATCH & EMERGENCY RESPONSE

Emergency:

Dial 911

Non-Emergency:

Fire (707) 963-4112 (Cal Fire Emergency Command Center)
Sheriff (Beat 4B):
Dispatch: (707) 263-2690 (24 hours a day)
Administration: (707)263-4200 (week days from 8:00am to 5:00pm)

Abatement:

Lake County Code Enforcement: (707) 263-2309 or use electronic Code Complaint form at www.co.lake.ca.us. If you make a complaint with the county, please let Mike Herman know.

POA Abatement: Open

CHP (Lake County Dispatch): (707) 467-4000

Lake County Animal Control: (707) 263-0278 (week days 8:00 to 5:00)

North Shore Fire Protection District (707) 274-3100 (Administration only)

Fish & Game Cal-Tip (888) 334-2258

Street Lights: Call PG&E (800) 743-5000 of fill out form on PG&E wed site.

Below is a list of the Neighborhood Watch Captains and the streets that they cover. This program not only works as a crime deterrent but also is essential in cases of emergencies such as floods, earthquakes etc. Please give the Watch Captains all the assistance you can, this is an important community activity.

NEIGHBORHOOD WATCH CHAIR

Mike Herman, Phone: 707-486-2717, michael_l_herman@msn.com

BLOCK CAPTAINS

Anchor Village Ron Ridley (707) 998-1657	Danny & Amanda Chew (707) 998-2162 (Highway 20 to Konocti View)
Bass Lane Rick Alves (707) 461-9363	Lakeland St/Konocti View Grant Berringer (707) 998-3049 (Konocti view to dead end)
Blue Heron Ct Sam Boucher (707) 560-5143 (12754 Blue Heron to dead end)	Marina Village <i>Need Volunteer</i>
Driftwood Village Keith Potter (707) 998-3709	Pebble Way Ernie Vasherresse (415) 971-3130
Ebb Tide Village Barbara Higman (707) 998-4801 (Keys to center turn-around)	Candi Herman (707) 486-2717
Kathy Garner (707) 350-3753 (center turn-around to dead end)	Shoreview Drive <i>Need Volunteer</i>
Everglade Blvd Candi Herman (707) 486-2717	Spinnaker Court <i>Need Volunteer</i>
Flying Jib Ct Barbara Lloyd (707) 299-9684 (Everglade Blvd to 13016 Keys Blvd Including Flying Jib)	Surf Line & Ketch Court Richard Mackiewicz (405) 531-8805
Island Circle <i>Need Volunteer</i>	Venus Village <i>Need Volunteer</i>
Scott & Wendy Drew (707) 350-1141 (12821 to 12898)	Venus Village Ron Walker (707) 998-1165 (Center turn-around to dead end)
Keys Blvd Marcie Miller (510) 329-3880 (Highway 20 to Everglade)	
Keys Blvd. <i>Need Volunteer</i> (Everglade to 12014 Keys Blvd.)	
Keys Blvd. Judy Bligh (408) 480-0220 (13018 Keys Blvd to dead end)	
Lake/Lakeland	

Important Telephone Numbers

If this is the problem:

You can call:

Any emergency or life-threatening situation, including theft, vandalism, physical violence, criminal acts, threats, drug activity, accidents, fire and medical	911 (Fire & Medical Emergency Dispatch)
Non-emergency situations similar to above	707-263-2690 or 1-800-693-9991 (Sheriff dispatch only)
Suspected criminal activity	707-263-3663 (anonymous crime tip hotline)
Abandoned, inoperable, or nuisance vehicles; unsightly, unsafe, or hazardous property; non-compliance with building codes	707-263-2309 (Code Enforcement)
Loose or vicious dogs; animal abuse and neglect; lost or found animals	707-263-0278 (Animal Control)
Child abuse or neglect	262-0235 (Child Protective Services)
Speeding traffic	707-467-4000 (Highway Patrol)
Fire (non-emergency)	707-998-3294 (Clearlake Oaks Fire District)
Boating problems	707-279-1591 (Sheriff Marine Officer)
Juvenile or adult probation violations	707-262-4285 (Probation Department)

Other Important Numbers

Clearlake Oaks Water District	707-998-3322	Board of Supervisors	707-263-2368
Crisis Line Counseling	800-900-2075	PG&E 24 Hr ER Line	800-743-5000
Dept. Fish & Game	888-334-2075	PG&E Outage Info	800-743-5002
Local Road & Weather	707- 463-4722	Adventist Health Clearlake Hospital	707-994-6486
Public Works	707-263-2341		